A1

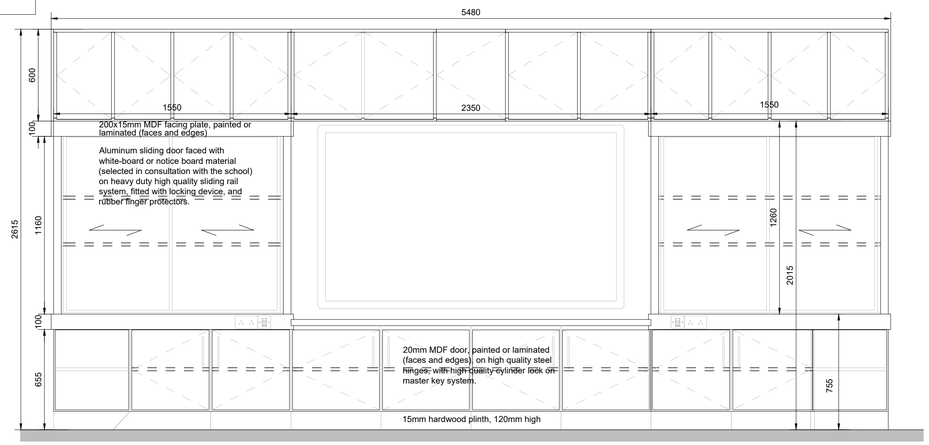

PROPOSED ENGINEERING ROOM - TEACHING WALL ELEVATION

SCALE : 1:20

Size: 600 mm wide

Spacing: 600mm c/c

Notes:

Welding shall comply with the requirements of BS 5135.

Metal frames:

Generally 60x30 mm mild steel frame with welded end caps and adjustable feet. Epoxy powder coated to selected RAL colour.

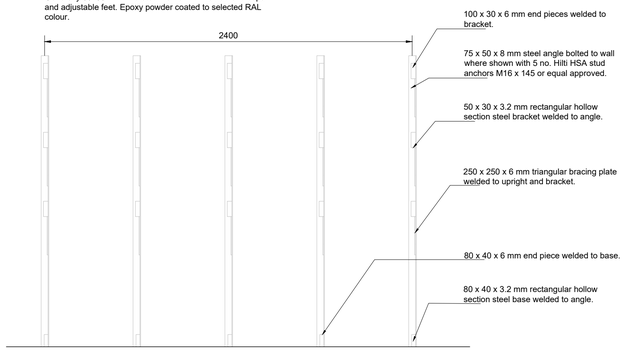

PROPOSED ENGINEERING ROOM - MATERIAL SHELVING ELEVATION

SCALE : 1:20

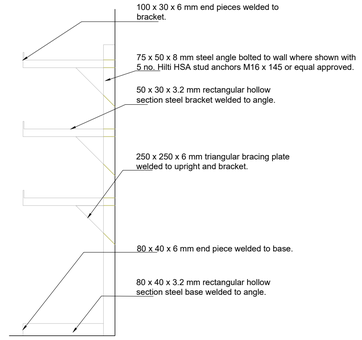

PROPOSED ENGINEERING ROOM - MATERIAL SHELVING SECTION

SCALE : 1:20

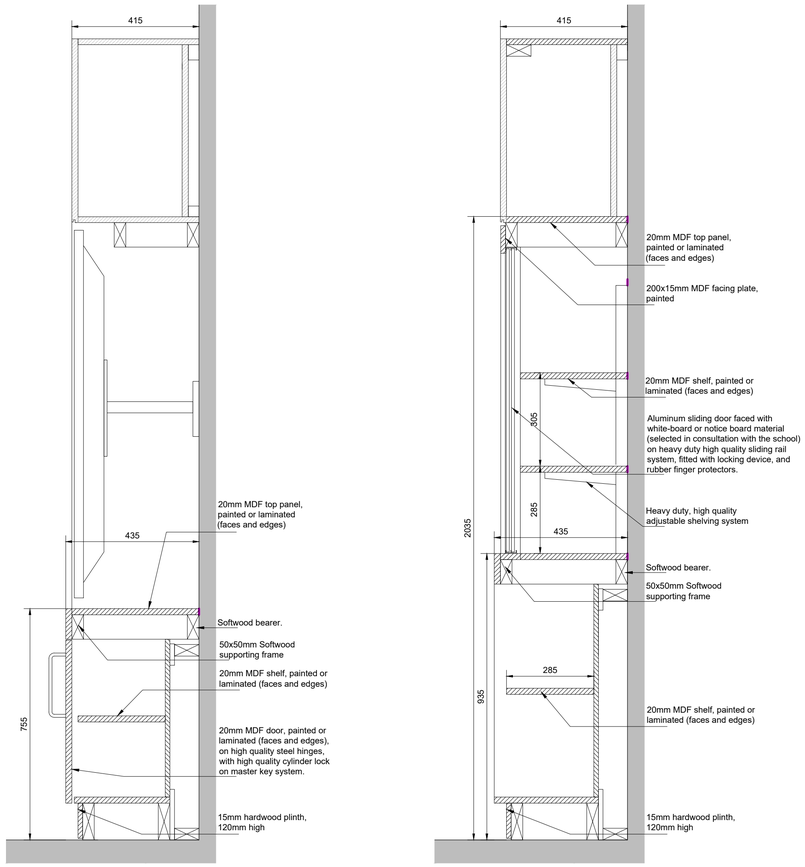

PROPOSED ENGINEERING ROOM - TEACHING WALL SECTIONS

SCALE : 1:10

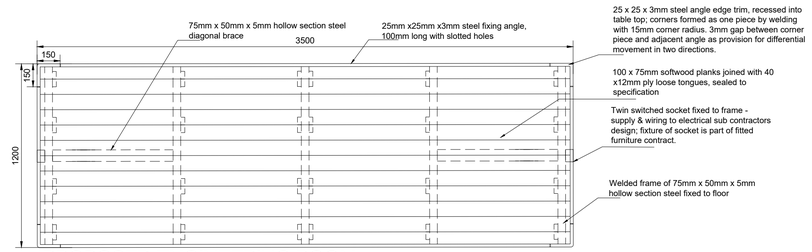

PROPOSED ENGINEERING ROOM - STUDENT DESK PLAN

SCALE : 1:20

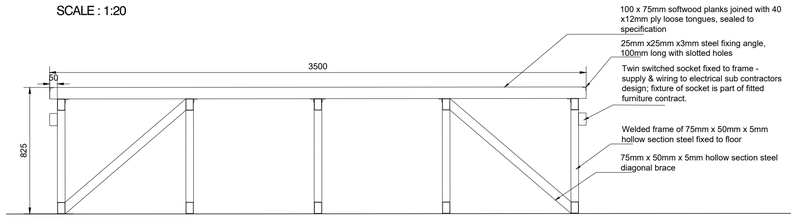

PROPOSED ENGINEERING ROOM - STUDENT DESK ELEVATION

SCALE : 1:20

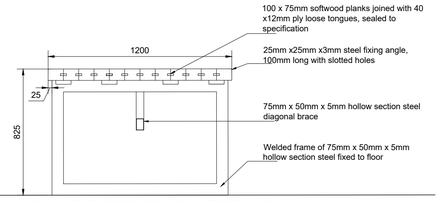

PROPOSED ENGINEERING ROOM - STUDENT DESK SECTION

SCALE : 1:20

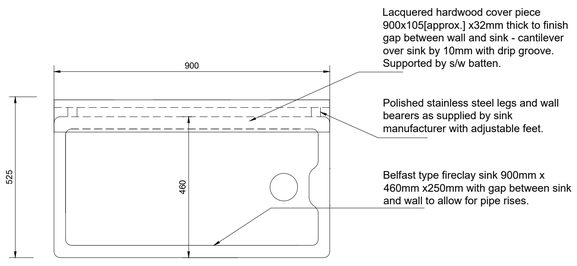

PROPOSED ENGINEERING ROOM - BELFAST SINK PLAN

SCALE : 1:10

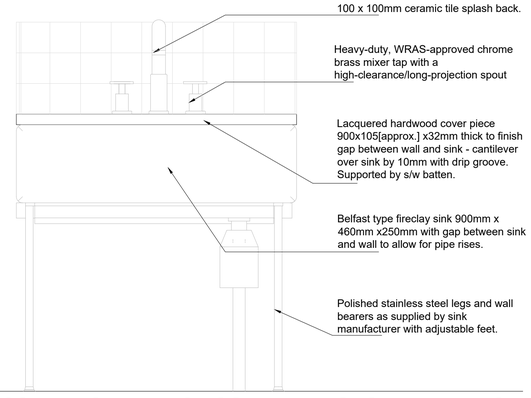

PROPOSED ENGINEERING ROOM - BELFAST SINK ELEVATION

SCALE : 1:10

MINIMUM STANDARDS FOR MATERIALS AND FINISHES:

Core material for worktops, doors and carcasses:
Dry Fibre Board (MDF) to I.S. EN 622-5 Class E1 formaldehyde content tested to EN 120.
Moisture resistant board to I.S. EN 622-5 MDF.H, class E1 formaldehyde content tested to EN 120.

Core materials to be finished with plastic laminates to comply with I.S. EN 438, grade HGS/HGP (including vertical panels, shelves and doors). Balancing laminate to be used in all cases.

Edges of all laminated panels (if not postformed) to be finished with solid colour laminate (2 mm thickness), PVC or hardwood edges to seal all edges.

Solid timber to comply with IS EN 942, Class J10.
FSC/PEFC chain of custody certification required for all timber and timber products, including MDF.

Metal frames:
Generally 60x30 mm mild steel frame with welded end caps and adjustable feet. Epoxy powder coated to selected RAL colour.

Ironmongery:
Stainless steel door handles, reversed fixed through doors. High quality stainless steel or nickel plated self-closing hinges (180˚) and high quality cylinder style lock on masterkey system to suit the school's requirements.

Hardwood plinth size to be coordinated with skirting height in rooms.

Note:
Alternative materials and finishes of equal or higher specification and performance are permitted.
Drawings to be read in conjunction with specification.

General Notes:
- Copyright of Dermot F. Geoghegan Architects.
- All dimensions & levels to be checked on site before any work commences.
- No dimensions to be scaled off drawing.
- Any discrepancies to be brought to the attention of the Architect.
- All materials, fittings & finishes to be approved by Architect before any work commences.
- Installation of all materials in accordance with manufacturer's specifications.
- All work to comply with relevant IS & BS standards and TGD current issue.
- All electrical work in compliance with ESB standards & specs.

STAGE:TENDER

DRAWINGS FOR DESIGN PURPOSES ONLY.
DRAWINGS NOT TO BE USED FOR CONSTRUCTION

Revision:	Revision details:	Issued by:	Date:
A			
B			
C			
D			
E			
F			
G			
H			
J			
K			
L			
M			
N			
P			

DERMOT F GEOGHEGAN ARCHITECTS LTD
ARCHITECTS · DESIGNERS · PLANNING CONSULTANTS
CASTLE HOUSE
18 CASTLE STREET
CARLOW
CO. CARLOW
T: 059 9135982
F: 059 9130232
E: info@dfgarchitects.com
www.dfgarchitects.com

Project: **ENGINEERING/CONSTRUCTION ROOM RE-MODELLING-SUMMER WORKS**

Revision: -

Client: **DDLETB for RATH DARA COMMUNITY COLLEGE**

Drawing: **PROPOSED ENGINEERING ROOM FITTED FURNITURE**

Drawing Ref.

Scale: **AS SHOWN** Date: **JUNE 2026** Drawn by: **EK** Checked by: **DFG** **T - 26 - 103 - 06**

DERMOT F GEOGHEGAN ARCHITECTS

ARCHITECTS DESIGNERS PLANNING CONSULTANTS

THE ROYAL INSTITUTE OF THE ARCHITECTS OF IRELAND

AN RIAI CHARTERED PRACTICE ACCREDITED IN CONSERVATION